



# CATÁLOGO DE PRODUCTOS

**HOGAR**



**7/8x12**



**APH-0004** REF C 5.25  
PQT |ALCAYATA LATONADA TIPO L 7/8 X 12  
REF A=3.27 REF B=4.98

**1"**



**APH-0005** REF C 4.24  
PQT |ALCAYATAS ZINCADAS TIPO L DE 1"  
REF A=2.65 REF B=4.03

**3/4"**



**APH-0007** REF C 2.83  
PQT |ALCAYATAS ZINCADAS TIPO L DE 3/4"  
REF A=1.76 REF B=2.68

**1.1/2"**



**APH-0010** REF C 6.36  
PQT |ALCAYATAS ZINCADAS TIPO L DE 1.1/2"  
REF A=3.97 REF B=6.04

**2"**



**APH-0015** REF C 9.14  
PQT |ALCAYATAS ZINCADAS TIPO L DE 2"  
REF A=5.7 REF B=8.68

**2.1/2"**



**APH-0017** REF C 18.39  
PQT |ALCAYATAS ZINCADAS TIPO L DE 2.1/2"  
REF A=11.48 REF B=17.47



**APH-0027** REF C 103.01  
PZA |ALCAYATA.P/HAMACA T/ANCLA BRONCE NAC  
REF A=64.3 REF B=97.86



**APH-0029** REF C 125.9  
PZA |ALCAYATA.P/HAMACA T/ANCLA CROMAD NAC  
REF A=78.59 REF B=119.61

**7/8"**



**APH-0062** REF C 26.82  
PQT |ARMELLAS 7/8 ZINCADA.ABIERTA 12  
REF A=16.74 REF B=25.48



**7/8"**

**APH-0063 REF C 26.82**  
PQT | ARMELLAS 7/8 ZINCADA.CERRADA  
12C  
**REF A=16.74 REF B=25.48**



**3/16"**

**APH-0069 REF C 6.5**  
PQT | ARMELLAS 3/16 P/VIS.AMA ZINC.CER.  
**REF A=4.06 REF B=6.18**



**3/16"**

**APH-0070 REF C 5.39**  
PQT | ARMELLAS 3/16 P/  
VISIL.ZINC.CERRA.2C  
**REF A=3.37 REF B=5.12**



**3/16"**

**APH-0071 REF C 5.39**  
PQT | ARMELLAS 3/16 P/VISIL.ZINC.ABIET 2C  
**REF A=3.37 REF B=5.12**



**3/16"**

**APH-0072 REF C 6.5**  
PQT | ARMELLAS 3/16 P/VIS.AMA ZINC.ABIE  
2  
**REF A=4.06 REF B=6.18**



**1/4"**

**APH-0079 REF C 4.36**  
PQT | ARMELLAS 1/4 ZINCADA.ABIERTA 4A.  
**REF A=2.72 REF B=4.14**



**1/4"**

**APH-0080 REF C 5.25**  
PQT | ARMELLAS 1/4 ZINC/AMAR.ABIERTA  
4A.  
**REF A=3.28 REF B=4.99**



**1/4"**

**APH-0085 REF C 5.25**  
PQT | ARMELLAS 1/4 ZINC/AMAR.CERRADA  
4C.  
**REF A=3.28 REF B=4.99**



**1/4"**

**APH-0090 REF C 4.36**  
PQT | ARMELLAS 1/4 ZINCADAS CERRADA  
4C.  
**REF A=2.72 REF B=4.14**

**3/8"**



**APH-0100 REF C 6.29**  
PQT | ARMELLAS 3/8 ZINCADAS CERRADA  
5C.  
REF A=3.92 REF B=5.97

**3/8"**



**APH-0105 REF C 7.58**  
PQT | ARMELLAS 3/8 ZINC/AMAR.CERRADA  
5C.  
REF A=4.73 REF B=7.2

**3/8"**



**APH-0110 REF C 7.58**  
PQT | ARMELLAS 3/8 ZINC/AMAR.ABIERTA  
5A.  
REF A=4.73 REF B=7.2

**3/8"**



**APH-0115 REF C 6.29**  
PQT | ARMELLAS 3/8 ZINCADAS .ABIERTA  
5A.  
REF A=3.92 REF B=5.97

**1/2"**



**APH-0120 REF C 9.89**  
PQT | ARMELLAS 1/2 ZINC/AMAR.CERRADA  
6C.  
REF A=6.17 REF B=9.4

**1/2"**



**APH-0125 REF C 8.2**  
PQT | ARMELLAS 1/2 ZINCADAS .CERRADA  
6C.  
REF A=5.12 REF B=7.79

**1/2"**



**APH-0130 REF C 9.89**  
PQT | ARMELLAS 1/2 ZINC/AMAR.ABIERTA  
6A.  
REF A=6.17 REF B=9.4

**1/2"**



**APH-0135 REF C 8.2**  
PQT | ARMELLAS 1/2 ZINCADAS .ABIERTA  
6A.  
REF A=5.12 REF B=7.79

**5/8"**



**APH-0136 REF C 14.77**  
PQT | ARMELLAS 5/8 ZINCADAS .CERRADA  
8C.  
REF A=9.22 REF B=14.03

**5/8"**



**APH-0137 REF C 17.8**  
PQT |ARMELLAS 5/8 ZINC/AMAR.CERRADA  
8C.  
**REF A=11.11 REF B=16.91**

**5/8"**



**APH-0139 REF C 17.8**  
PQT |ARMELLAS 5/8 ZINC/AMAR.ABIERTA  
8A.  
**REF A=11.11 REF B=16.91**

**3/4"**



**APH-0140 REF C 15.94**  
PQT |ARMELLAS 3/4 ZINCADA .CERRADA  
10C  
**REF A=9.95 REF B=15.15**

**3/4"**



**APH-0141 REF C 19.22**  
PQT |ARMELLAS 3/4 ZINC/AMAR.CERRADA  
10C  
**REF A=12 REF B=18.26**

**7/8"**



**APH-0144 REF C 26.82**  
PQT |ARMELLAS 7/8 ZIN/AMA.ABIERTA 12C  
**REF A=16.74 REF B=25.48**

**7/8"**



**APH-0145 REF C 26.82**  
PQT |ARMELLAS 7/8 ZIN/AMA.CERRADA  
12C  
**REF A=16.74 REF B=25.48**

**#00**



**APH-0146 REF C 1.59**  
PQT |ALCAYATA # 00 LATONADA CERRADA  
IMP.  
**REF A=0.99 REF B=1.51**

**#0**



**APH-0147 REF C 1.96**  
PQT |ALCAYATA # 0 LATONADA CERRADA  
IMP  
**REF A=1.22 REF B=1.86**

**#1**



**APH-0150 REF C 2.65**  
PQT |ALCAYATA # 1 LATONADA CERRADA  
IMP  
**REF A=1.65 REF B=2.51**

**#3**



APH-0156 REF C 3.36  
PQT |ALCAYATA # 3 LATONADA CERRADA  
IMP  
REF A=2.1 REF B=3.19

**#4**



APH-0159 REF C 3.53  
PQT |ALCAYATA # 4 LATONADA CERRADA  
IMP  
REF A=2.2 REF B=3.35

**#5**



APH-0162 REF C 4.24  
PQT |ALCAYATA # 5 LATONADA CERRADA  
IMP  
REF A=2.65 REF B=4.03

**#6**



APH-0165 REF C 4.41  
PQT |ALCAYATA # 6 LATONADA CERRADA  
IMP  
REF A=2.75 REF B=4.19

**#8**



APH-0168 REF C 6.18  
PQT |ALCAYATA # 8 LATONADA CERRADA  
IMP  
REF A=3.86 REF B=5.87

**#12**



APH-0170 REF C 11.47  
PQT |ALCAYATA #12 LATONADA CERRADA  
IMP  
REF A=7.16 REF B=10.9

**#10**



APH-0171 REF C 8.82  
PQT |ALCAYATA # 10 LATONADA CERRADA  
IMP.  
REF A=5.51 REF B=8.38

**#16**



APH-0173 REF C 14.12  
PQT |ALCAYATA # 16 LATONADA CERRADA  
IMP  
REF A=8.81 REF B=13.41

**#18**



APH-0174 REF C 21.08  
PQT |ALCAYATA #18 LATONADA CERRAD  
CORTA  
REF A=13.16 REF B=20.03

#14x1/2"



**L&W** TOOLS

APH-0177 REF C 1.76  
PQT |ALCAYATA 1/2 X 14 LATONADA  
ABIERTA

REF A=1.1 REF B=1.68

#12x5/8"



**L&W** TOOLS

APH-0180 REF C 2.11  
PQT |ALCAYATA 5/8 X 12 LATONADA  
ABIERTA

REF A=1.32 REF B=2

#12x3/4"



**L&W** TOOLS

APH-0183 REF C 2.82  
PQT |ALCAYATA 3/4 X 12 LATONADA  
ABIERTA.

REF A=1.76 REF B=2.68

100ml



APH-0263 REF C 2.84  
PZA |ACEITERO SPRAY DE VIDRIO 100 ML  
203

REF A=1.77 REF B=2.69

200w-110v



APH-0275 REF C 17.95  
PZA |BATIDORA MANO 2 VELOC.200W  
110V 700

REF A=11.21 REF B=17.06

32-65"



APH-0289 REF C 72.45  
PZA |BASE PEDESTAL C/RUEDA P/TV 32"-65"

REF A=45.22 REF B=68.83

580ml



APH-0310 REF C 4.25  
PZA |BOTELLA DE VIDRIO 580 ML BRT2209

REF A=2.66 REF B=4.04

700ml  
27cm



**HONG SHENG**

APH-0315 REF C 3.48  
PZA |BOTELLA PLASTICA 27CM DE 700ML  
2779

REF A=2.17 REF B=3.3

4"




**Wolfgang**

APH-0692 REF C 2.19  
PZA |CADENA SEGURIDA P/PUERTA CROM  
4"


REF A=1.37 REF B=2.08

**3.2mm  
x1M**



**APH-0793 REF C 0.78**  
TRZ |CAD.BOLIT CRO.3.2m TRZ  
1mtC/10UNION  
**REF A=0.49 REF B=0.74**

**2.4mm  
x25M**



**APH-0794 REF C 14.99**  
TRZ |CADENA BOLITA CROM 2.4mm  
TRZ/25Mt  
**REF A=9.36 REF B=14.25**

**3.5mm  
x25M**



**APH-0795 REF C 29.41**  
TRZ |CADENA BOLITA CROM 3.5mm TRZ  
25mts  
**REF A=18.36 REF B=27.94**

**2.4mm**



**APH-0796 REF C 4.87**  
PQT |CADENA BOLITA::TRANCADOR CROM  
2.4mm  
**REF A=3.04 REF B=4.62**

**3.5mm**



**APH-0797 REF C 0.97**  
PQT |CADENA BOL.TRANCADOR CRO 3.5m  
P/100  
**REF A=0.6 REF B=0.92**

**3.2mm**



**APH-0798 REF C 0.97**  
PQT |CAD.BOLIT:TRANCAD.CROM 3.2m  
PQT100p  
**REF A=0.6 REF B=0.92**

**19x10x7  
cm**



**APH-0800 REF C 1.77**  
PZA |CAJA APILAB.PEQUYA 19x10x7 AZUL/  
GRI  
**REF A=1.11 REF B=1.69**

**19x10x7  
cm**



**SONPLA**  
**APH-0803 REF C 1.55**  
PZA |CAJA APILAB.PEQUYA 19x10x7 NEG/  
SON  
**REF A=0.97 REF B=1.47**

**30x17  
x14cm**



**SPLACA**  
**APH-0805 REF C 8.57**  
PZA |CAJA APILAB.MEDIANO30X17X14 COL/  
SP  
**REF A=5.35 REF B=8.14**



**27x14x12  
cm**



**APH-0807 REF C 2.42**  
PZA |CAJ.APILAB.MEDIAN 27x14x12 AZUL/  
GRI  
REF A=1.51 REF B=2.3

**38x17  
x26cm**



**SPLACA.**

**APH-0810 REF C 16.44**  
PZA |CAJA APILAB.GRANDE 38x17x26 COL/  
SP  
REF A=10.26 REF B=15.62

**36x20.5  
x18cm**



**APH-0815 REF C 9.97**  
PZA |CAJ.APILAB.GRANDE 36x20.5x18  
NEGRO  
REF A=6.22 REF B=9.47

**1000w  
110v**



**APH-0835 REF C 2.68**  
PZA |CALENTADOR AGUA 1000W 110V  
DIES-161  
REF A=1.67 REF B=2.54



**APH-0840 REF C 7.79**  
BLI | CANCAMO PLAT.MULT/USO EN PQT  
10Pza  
REF A=4.87 REF B=7.41

**6 TAZAS**



**APH-0855 REF C 12.9**  
PZA |CAFETERA ACERO INOX 6 TAZA MY  
HOME  
REF A=8.05 REF B=12.25

**9 TAZAS**



**APH-0857 REF C 17.15**  
PZA |CAFETERA ACERO INOX 9 TAZA MY  
HOME  
REF A=10.7 REF B=16.29

**6.1/2"**




**APH-0970 REF C 2.8**  
PZA |COLADOR ACERO INOX DOB.MALLA  
6.1/2"  
REF A=1.75 REF B=2.66


**8PCS**



**APH-1040 REF C 3.1**  
BLT | CUÑA P/PUERTA NEGRA+TOPE  
RESOR.8PCS  
REF A=1.94 REF B=2.95



**APH-1515** REF C 6.93  
 PZA | DISPENSADOR MANUAL AGUA P/  
 BOTELLON I  
 REF A=4.33 REF B=6.58



**APH-1620** REF C 7.12  
 SET | DESLIZADORES D/MUEBLES JG.4PZA  
 774  
 REF A=4.44 REF B=6.76



**GMP**

**APH-2015** REF C 0.19  
 PZA | EMBUDO MINI PLASTICO PVC 80MM  
 REF A=0.12 REF B=0.18



**GMP**

**APH-2017** REF C 0.52  
 PZA | EMBUDO PLASTICO # 1  
 REF A=0.32 REF B=0.49



**GMP**

**APH-2018** REF C 0.92  
 PZA | EMBUDO PLASTICO # 2  
 REF A=0.57 REF B=0.87



**GMP**


**APH-2019** REF C 1.22  
 PZA | EMBUDO PLASTICO # 3  
 REF A=0.76 REF B=1.16



**APH-2030** REF C 2.09  
 PZA | EMBUDOS PLAST.C/FILTRO Y  
 EXT.CORRUG  
 REF A=1.3 REF B=1.98



**APH-2055** REF C 9.47  
 PZA | ESPEJO PLEGABL.C/LUZ LED BAT+USB  
 81  
 REF A=5.91 REF B=9




**APH-2056** REF C 9.47  
 PZA | ESPEJO REDONDO CON LUZ-BATERIA  
 1884  
 REF A=5.91 REF B=9



**APH-2057 REF C 10.57**  
 PZA | ESPEJO RECTANGUL.C/LUZ-CARGA/  
 USB 86  
**REF A=6.6 REF B=10.04**



**APH-2067 REF C 2.84**  
 PZA | ESPEJO REDONDO 8" 2CAR.C/AUMENT  
 567  
**REF A=1.77 REF B=2.69**



**AQUA PLUS**

**APH-3846 REF C 10.86**  
 KIT | KIT ACCESOR.P/BAÑO PLAST/  
 CROM.5PZA  
**REF A=6.78 REF B=10.32**



**AQUA-Q**

**APH-3848 REF C 18.27**  
 KIT | KIT ACCESORIO.P/BAÑO METALIC 4PZ  
 Q7  
**REF A=11.41 REF B=17.36**



**110x33cm**

**APH-3865 REF C 31.78**  
 PZA | MESA PARA PLANCHAR 110cm x  
 33cm JYL  
**REF A=19.84 REF B=30.2**



**64x61  
x80-122cm**

**APH-3868 REF C 55.25**  
 PZA | MESA PLA.PLEGAB.4  
 PUEST.64x61x8-122  
**REF A=34.49 REF B=52.49**



**92x75.5  
x96cm**

**APH-3870 REF C 75.12**  
 PZA | MESA PLA.PLEG.6  
 PUEST.92x75.5x9-180  
**REF A=46.89 REF B=71.37**



**124x76  
x90-244cm**

**APH-3872 REF C 108.91**  
 PZA | MESA PLA.PLEGAB.8  
 PUES.124x76x9-244  
**REF A=67.99 REF B=103.47**



**76x50cm**

**APH-3877 REF C 34.4**  
 PZA | MESA PLAS.DE ALTURA  
 AJUSTAB.76X50CM  
**REF A=21.48 REF B=32.69**



1/4"x60mm  
120kg



**DIESEL TOOLS**

**APH-3915 REF C 0.78**  
PZA | LLAVERO ALPINISTA ALUM.1/4X60M  
120K  
REF A=0.48 REF B=0.74



6 PCS



**APH-3923 REF C 8.67**  
DIS | LLAVER.METAL CROM.DISP-6Pz PON  
857A  
REF A=5.41 REF B=8.24



12PCS



**APH-3930 REF C 12.74**  
DIS | LLAVER MULT.MET.MED.T/GANCHO  
466 12P  
REF A=7.95 REF B=12.1



12PCS



**APH-3932 REF C 17.32**  
DIS | LLAV.M.MET.GRD.T/GANCH 2ARO  
422 12P  
REF A=10.81 REF B=16.46



MEDIANA  
12 PCS



**APH-3933 REF C 3.61**  
DIS | LLAVER ALPINIST.ALUM.MED.COLOR  
12P  
REF A=2.25 REF B=3.43



GRANDE  
12 PCS



**APH-3934 REF C 6.29**  
DIS | LLAVER ALPINIST.ALUM.GRAN.COLOR  
12P  
REF A=3.92 REF B=5.97



GRANDE  
12 PCS



**APH-3935 REF C 5.99**  
DIS | LLAVERO ALPINISTA  
ALUM.GRAN.DISP.12  
REF A=3.74 REF B=5.69



GRANDE  
12 PCS



**APH-3936 REF C 11.17**  
DIS | LLAV.ALPINIS.PLANO  
ALUM.GRD.COLO.12P  
REF A=6.97 REF B=10.62

5.1/2cm



**APH-3937 REF C 1.04**  
PZA | LLAVERO  
MULTIUS.MOSQUE.CROM.5.1/2CM  
REF A=0.65 REF B=0.98



1/2"x78mm  
150Kgs



APH-3938 REF C 1.58  
PZA |LLAVERO  
M.MOSQUET.CROM.1/2-78M-150K  
REF A=0.99 REF B=1.5

1/2"



APH-3941 REF C 2.68  
PZA |LLAVERO M.MOSQUET.LATON.1/2  
SF-1/2  
REF A=1.67 REF B=2.54

3/4"



APH-3942 REF C 3.64  
PZA |LLAVERO M.MOSQUET.LATON.3/4  
SF-3/4  
REF A=2.27 REF B=3.46

1"



APH-3943 REF C 4.09  
PZA |LLAVERO M.MOSQUET.LATON.1" SF-1"  
REF A=2.56 REF B=3.89

10-12  
PZA



APH-3947 REF C 0.96  
PQT |LLAVERO PLAST.COLOR.SURT.PQT  
12/10Pz  
REF A=0.6 REF B=0.92

20 PZAS



APH-3949 REF C 1.31  
PQT |LLAVERO PLAST.COLOR.SURT.PQT  
20Pz DI  
REF A=0.82 REF B=1.25

12 PCS  
15cm



APH-3951 REF C 7.41  
PQT |LLAVERO PLAS.COLOR ELASTIC.15CM  
PQ12  
REF A=4.63 REF B=7.04

2.5 L



APH-3958 REF C 7.12  
SET |LONCHERA 3 COMPARTIMIENTO  
AZ-150  
REF A=4.44 REF B=6.76

1/4"  
x1.1/4"



APH-4220 REF C 1.44  
PQT |RAMPLUG PLAST.1/4X1.1/4 C/  
TOR.PQT50  
REF A=0.9 REF B=1.37



**5/16" X2"**



**APH-4223 REF C 2.09**  
PQT | RAMPLUG PLAST.5/16X2 C/  
TORNIL.PQT 50  
REF A=1.3 REF B=1.98



**22cm**



**APH-4420 REF C 1.44**  
PZA | RALLADOR ACERO INOX QUESO 22CM  
559  
REF A=0.9 REF B=1.37

**19x10cm**



**APH-4493 REF C 1.74**  
SET | RALLADOR 19X10CM CON DEPOSITO  
PLAST  
REF A=1.09 REF B=1.65



**20x12cm**



**APH-4495 REF C 7.41**  
SET | RALLADOR MULTI-FUNCIONAL 3PCS  
1624  
REF A=4.63 REF B=7.04

**APH-4497 REF C 2.06**  
SET | RALLADOR 20X12CM C/DEPOSITO  
PLASTIC  
REF A=1.29 REF B=1.96

**3/8"**



**APH-4500 REF C 16.48**  
PQT | REGATON REDON.NEGRO.3/8 905 PQT  
REF A=10.29 REF B=15.66

**1/2"**



**APH-4502 REF C 16.48**  
PQT | REGATONES PLAST.RED.NEGRO 1/2  
906  
REF A=10.29 REF B=15.66

**5/8"**



**APH-4504 REF C 16.48**  
PQT | REGATONES PLAST.RED.NEGRO 5/8  
907  
REF A=10.29 REF B=15.66

**3/4"**



**APH-4506 REF C 16.48**  
PQT | REGATONES PLAST.RED.NEGRO 3/4  
908  
REF A=10.29 REF B=15.66

**7/8"**



**APH-4508** REF C 16.48  
PQT |REGATONES PLAST.RED.NEGRO 7/8  
909

REF A=10.29 REF B=15.66

**2x2"**



**KROHN**  
Steel

**APH-4575** REF C 10.6  
PQT |REGATONES PLA.INTE/NEGRO 2X2  
50pza

REF A=6.62 REF B=10.07

**11 PCS**



**APH-8930** REF C 26.51  
SET | UTENSILIOS COCINA SILICON 12PZ  
1760

REF A=16.55 REF B=25.19

**36"**



**DIESEL TOOLS**

**APH-9800** REF C 6  
PZA |PARABICH.ALUMI.CERDAS  
91.5CM.36"6AL

REF A=3.74 REF B=5.7

**36"**



**DIESEL TOOLS**

**APH-9803** REF C 6  
PZA |PARABICH.ALUMIN.BLANCO  
91.5CM.36"6WH

REF A=3.74 REF B=5.7

**36"**



**DIESEL TOOLS**

**APH-9805** REF C 6  
PZA |PARABICH.ALUMIN.NEGRO  
91.5CM.36"6BL

REF A=3.74 REF B=5.7

**36"**



**DIESEL TOOLS**

**APH-9807** REF C 6  
PZA |PARABICHOS MARRON 91.5CM.36"  
6BR

REF A=3.74 REF B=5.7

**110V-1.5M**



**CENTURY**

**APH-9842** REF C 15.89  
PZA |PLANCHA VAPOR TEFLON 110V  
1000W 068

REF A=9.92 REF B=15.1

**110v  
1000w**



**VENEZIA**

**APH-9845** REF C 15.84  
PZA |PLANCHA VAPOR SPRAY 110V  
1000W-1300

REF A=9.89 REF B=15.05



**APH-9855 REF C 0.19**  
PZA | PESTAÑA PARA PORTA RETRATO

**REF A=0.12 REF B=0.18**



**APH-9860 REF C 3.16**  
PAR | PERCHERO DOBLE CROMADO P/  
PARED IMP

**REF A=1.97 REF B=3**



**73mm**



**APH-9862 REF C 2.03**  
PZA | PERCHERO DOBLE CROMADO 73MM  
IMP

**REF A=1.27 REF B=1.93**




**20 PCS**



**APH-9888 REF C 1.58**  
PQT | PINZAS ROPA PLAST.SURTIDA.PQT  
20PCS

**REF A=0.99 REF B=1.5**



**24 PCS**



**APH-9889 REF C 11.56**  
PQT | PINZAS ROPA PLAST.COLR SURT.PQ  
24P

**REF A=7.22 REF B=10.99**



**APH-9905 REF C 0.14**  
PZA | TAPA PLAST.REUSAB.P/  
BOTEL.AGUA.AMAR

**REF A=0.09 REF B=0.13**



**APH-9906 REF C 0.14**  
PZA | TAPA PLAST.REUSAB.P/BOTEL.AGUA  
AZUL

**REF A=0.09 REF B=0.13**



**1000ml**



**MY HOME**

**APH-9923 REF C 11.24**  
PZA | TERMO ACE/INOX 1000ML TERMICO  
7363

**REF A=7.01 REF B=10.68**



**100ml**

**APH-9933 REF C 3.16**  
PZA | TAZA MEDIDORA 3PZA  
1000ML/4CUPS 604

**REF A=1.97 REF B=3**



**1500ml**



**APH-9936 REF C 5.99**  
PZA | TAZA MEDIDORA 4PZA  
1500ML/6CUPS 606  
REF A=3.74 REF B=5.69

**13x7cm**



**APH-9951 REF C 1.18**  
PZA | VASO VIDRI.C/TAPA+PITIL.13X7CM  
B-15  
REF A=0.74 REF B=1.13

**4"x5mm**



**CAP-2675 REF C 0.64**  
PZA | GANCHO EXHIB.PARED  
ACANALAD.10CMX5M  
REF A=0.4 REF B=0.61

**6"x5mm**




**CAP-2677 REF C 0.8**  
PZA | GANCHO EXHIB.PARED  
ACANALAD.15CMX5M  
REF A=0.5 REF B=0.76

**8"x5mm**



**CAP-2679 REF C 0.94**  
PZA | GANCHO EXHIB.PARED  
ACANALAD.20CMX5M  
REF A=0.58 REF B=0.89

**10"x5mm**



**CAP-2681 REF C 1.1**  
PZA | GANCHO EXHIB.PARED  
ACANALAD.25CMX5M  
REF A=0.68 REF B=1.04

**8"x5mm  
PQT 10 PZAS**



**CAP-2687 REF C 4.57**  
PQT | GANC.EXHIB.PANEL HUECO 200CMX5  
P/10  
REF A=2.86 REF B=4.35

**5"**



**CAP-2705 REF C 8.97**  
JGO | GANCHOS P/CAMA DE 5"  
H.GALVANIZADO  
REF A=5.6 REF B=8.52

**5"**



**CAP-2707 REF C 1.63**  
JGO | GANCHOS P/CAMA 5"x1.0MM JG 4PCS  
005  
REF A=1.02 REF B=1.55

**4"**

**CAP-2710 REF C 4.24**  
 JGO | GANCHOS P/CAMA DE 4" 2,5MM T/  
 O.K.A.  
**REF A=2.65 REF B=4.03**

**5"**


**CAP-2715 REF C 5.23**  
 JGO | GANCHOS P/CAMA DE 5" 2,5MM T/  
 O.K.A.  
**REF A=3.26 REF B=4.97**

**4"**


**CAP-2717 REF C 16.44**  
 JGO | GANCHO P/CAMA TIPO ANGULO  
 GALVZ.4"  
**REF A=10.26 REF B=15.62**

**1"**


**CAP-7705 REF C 1.74**  
 PAR | SOPORTE CLOSET REDONDO GALVAN.  
 1"  
**REF A=1.09 REF B=1.66**

**1/2"**

**CAP-7728 REF C 1.6**  
 PAR | SOPORTE D/CORTIN.ALUM.RECTO  
 1/2"SUF  
**REF A=1 REF B=1.52**

**5/8"**

**CAP-7730 REF C 1.81**  
 PAR | SOPORTE D/CORTIN.ALUM.RECTO  
 5/8"SUF  
**REF A=1.13 REF B=1.72**

**3/4"**

**CAP-7732 REF C 2.24**  
 PAR | SOPORTE D/CORTIN.ALUM.RECTO 3/4  
 SUF  
**REF A=1.4 REF B=2.13**


**1/2"**

**CAP-7736 REF C 1.95**  
 PAR | SOPORTE D/CORTI.ALUM.CURVO  
 1/2"SUF.  
**REF A=1.22 REF B=1.86**

**5/8"**

**CAP-7738 REF C 2.14**  
 PAR | SOPORTE D/CORTI.ALUM.CURVO  
 5/8"SUF.  
**REF A=1.34 REF B=2.04**

**1"**



**CAP-7742 REF C 3.63**  
PAR |SOPORTE D/CORTIN.ALUM.CURVO 1"  
SUF

**REF A=2.26 REF B=3.45**



**CAP-7751 REF C 1.58**  
PZA |SOPORTE CORTINERO ALUMINIO  
CORTO

**REF A=0.98 REF B=1.5**




**CAP-7752 REF C 0.97**  
PZA |SOPORTE CORTINERO CORTO  
GALVAN.F16

**REF A=0.6 REF B=0.92**




**CAP-7757 REF C 1.22**  
PZA |SOPORTE CORTINERO LARGO GALV  
F16

**REF A=0.76 REF B=1.16**



**CAP-7761 REF C 3.01**  
PZA |SOPORTE CORTINERO ALUMINIO  
DOBLE

**REF A=1.88 REF B=2.86**



**CAP-7864 REF C 15.35**  
PZA |TUBO P/CORTINE.ALUM.NAT.3/8"X5  
MTS

**REF A=9.58 REF B=14.59**

**1/2"x5M**



**CAP-7867 REF C 16.18**  
PZA |TUBO/CORTINEROS  
ALUM.NAT.1/2"X5 MT

**REF A=10.1 REF B=15.37**

**5/8"x3M**



**CAP-7868 REF C 11.77**  
PZA |TUBO/CORTINERO ALUM.NAT.5/8"X3  
MTS

**REF A=7.35 REF B=11.19**

**3/4"x5M**



**CAP-7874 REF C 22.73**  
PZA |TUBO/CORTINEROS  
ALUM.NAT.3/4"X5 MTS

**REF A=14.19 REF B=21.59**


**1"x3M**




**CAP-7876 REF C 19.71**  
PZA |TUBO/CORTINEROS ALUM.NAT.1"X 3  
MTS  
REF A=12.3 REF B=18.73



**CAP-8000 REF C 2.89**  
PZA |TRANCADOR D/AJUSTE RAPIDO  
CROM.IMP.  
REF A=1.8 REF B=2.75



**CAP-8005 REF C 2.44**  
PZA |TRANCADOR D/AJUSTE RAPIDO H.Z  
151  
REF A=1.52 REF B=2.31



**CAP-8050 REF C 2.94**  
PZA |TRANCA.AJUS/RAP.P/MALETA CROM  
IMP  
REF A=1.84 REF B=2.79

**20mm  
x104mm**



**CAP-8068 REF C 0.91**  
PZA |TRANCAD.COLONIAL BRON 20X104  
897 IM  
REF A=0.57 REF B=0.86



**CAP-8070 REF C 1.12**  
PZA |PASADOR COLONIAL COBRE 997 IMP  
REF A=0.7 REF B=1.07

**CONTROLADOR  
10KG**



**CGA-3000 REF C 5.22**  
PZA |CONTROLADOR RIB-A AUTOG-10K IMP  
REF A=3.26 REF B=4.96

**5.1/2"**



**CGA-7000 REF C 20.83**  
PZA |QUEMADOR GAS COCIN/REBERBERO  
5.1/2"  
REF A=13 REF B=19.79

**6.1/2"**



**CGA-7010 REF C 27.07**  
PZA |QUEMAD.D/GAS P/COCI/REBERBERO  
6.1/2  
REF A=16.9 REF B=25.72

**1/2"**  
**x15M**



**CGA-8000 REF C 6.27**  
PZA | TUBO ROSCABL. 1/2" P/QUEMADOR  
GAS UNV  
**REF A=3.91 REF B=5.95**

**5/16"**  
**x15M**



**CGA-8041 REF C 69.93**  
RLL | TUBO COBR. ACR. 5/16" X 50' 15,24M  
VT135  
**REF A=43.65 REF B=66.44**

**3/8"**  
**x15M**



**CGA-8047 REF C 102.76**  
RLL | TUBO COBRE ACR. 3/8" X 50' 15,24M  
VT136  
**REF A=64.14 REF B=97.63**

**1/2"**  
**x15M**



**CGA-8052 REF C 154.14**  
RLL | TUBO COBRE ACR. 1/2" X 50' 15,24M  
VT137  
**REF A=96.22 REF B=146.44**

**5/8"**  
**x15M**



**CGA-8057 REF C 235.49**  
RLL | TUBO COBRE ACR. 5/8" X 50' 15,24M  
VT138  
**REF A=147 REF B=223.73**

**3/4"**  
**x15M**



**CGA-8063 REF C 294.01**  
RLL | TUBO COBRE ACR. 3/4" X 50' 15,24M  
VT139  
**REF A=183.53 REF B=279.33**



**CGA-9001 REF C 22.86**  
PZA | VALVULA P/COCINA T/UNIVERSAL  
GB-02  
**REF A=14.27 REF B=21.72**



**CGA-9010 REF C 3.02**  
PZA | VALVULA REGULAD. GAS ALTA-P./  
REBERB  
**REF A=1.89 REF B=2.87**



**CYT-1990 REF C 0.33**  
PZA | GRIFO THERMO CORTA BLANCO  
**REF A=0.21 REF B=0.31**



**CYT-1992 REF C 0.47**  
PZA |GRIFO THERMO LARGA BLANCO

REF A=0.29 REF B=0.45



**4-7-15  
22-44LT**

PLASTICOS MOLDEADOS  
**DECOCAR C.A.**

**CYT-2002 REF C 5.3**  
PZA |GRIF TERMO 4/7/15/22/44 PESADO  
DECO

REF A=3.31 REF B=5.03



**3"**

**AQUA PLUS**

**CYT-2008 REF C 0.59**  
PZA |GRIFO ENFRIADOR A/FRIA AZUL 3"  
AQ642

REF A=0.37 REF B=0.56



**GDSEO**

**CYT-2010 REF C 1.7**  
PZA |GRIFO ENFRIADOR A/FRIA AZUL GRD  
308

REF A=1.06 REF B=1.61



**DYP-2600 REF C 0.46**  
PZA |BARAJAS ESPAÑOLA

REF A=0.29 REF B=0.43



**JPNROYAL**

**DYP-2605 REF C 1.18**  
SET |BARAJAS POKER 100% PLASTIC  
JPROYAL

REF A=0.73 REF B=1.12



**145 PSI**

**DYP-2800 REF C 29.94**  
PZA |BOMBA MANUAL BICI 145 PSI TOTAL

REF A=18.69 REF B=28.44



**5"**

**TRAMONTINA**

**DYP-3770 REF C 3.75**  
PZA |CUCHILLO ACERO INOX C/  
MAD.5"TRAMONT

REF A=2.34 REF B=3.56



**6"**

**TRAMONTINA**

**DYP-3772 REF C 4.15**  
PZA |CUCHILLO ACERO INOX C/  
MAD.6"TRAMONT

REF A=2.59 REF B=3.94

**TOTAL  
TOOLS**

**4"**

VENEZIA

**DYP-3846 REF C 0.72**PZA | CUCH.SIERRA INOX C/  
MADER.4"VEN.100-12**REF A=0.45 REF B=0.69****4"**

VENEZIA

**DYP-3850 REF C 1.04**PZA | CUCHILLO INOX C/  
MADER.4"VENZ.560/4**REF A=0.65 REF B=0.99****6"**

VENEZIA

**DYP-3854 REF C 1.44**PZA | CUCHILLO INOX C/  
MADER.6"VENZ.560/6**REF A=0.9 REF B=1.37****6"**

VENEZIA

**DYP-3882 REF C 1.23**PZA | CUCHILLO INOX C/  
PLAS.BLAN.6"V.550/6**REF A=0.77 REF B=1.17****8"**

VENEZIA

**DYP-3906 REF C 3.05**PZA | CUCHILLO CHEF M/  
PLAS.BLAN.8"V.888-8**REF A=1.9 REF B=2.9****10"**

VENEZIA

**DYP-3910 REF C 3.61**PZA | CUCHILLO CHEF M/  
PLAS.BLAN.10"888-10**REF A=2.25 REF B=3.43****8"**

VENEZIA

**DYP-3915 REF C 2.92**PZA | CUCHILLO M/  
PLAST.BLANC.8"VENZ.678-8**REF A=1.82 REF B=2.77****10"**

VENEZIA

**DYP-3918 REF C 3.32**PZA | CUCHIL.CHEF M/  
PLAS.BLAN.10"V.688-10**REF A=2.07 REF B=3.15****12"**

VENEZIA

**DYP-3921 REF C 3.69**PZA | CUCHIL.M/  
PLAST.BLANC.12"VENZ.678-12**REF A=2.3 REF B=3.51**

12"



**ZASC**

DYP-3960 REF C 4.57  
PZA |CUCHILLO T/MACHETE CAB/MAD.12"  
ZASC  
REF A=2.86 REF B=4.35

12"



VENEZIA

DYP-3961 REF C 4.6  
PZA |CUCHILLO T/MACHETE CAB/  
MAD.12"VENEZ  
REF A=2.87 REF B=4.37

14"



**ZASC**

DYP-3963 REF C 4.9  
PZA |CUCHILLO T/MACHETE CAB/MAD.14"  
ZASC  
REF A=3.06 REF B=4.65

10"



**ZASC**

DYP-3970 REF C 4.41  
PZA |CUCHILLO T/MACHETE CAB/  
PLAS.10"ZASC  
REF A=2.76 REF B=4.19

12"



**ZASC**


DYP-3977 REF C 4.49  
PZA |CUCHILLO T/MACHETE CAB/  
PLAS.12"ZASC  
REF A=2.81 REF B=4.27

14"



DYP-3980 REF C 4.74  
PZA |CUCHILLO T/MACHETE CAB/  
PLAS.14"LUXOR  
REF A=2.96 REF B=4.5

15A



**EAGLE**

EGL-0050 REF C 1.86  
PZA |ADAPTADOR P/TALADRO 15 A  
EAG.GRIS 419  
REF A=1.16 REF B=1.77



**COOPER**

EGL-0250 REF C 4.07  
PZA |CLOSTER C/CADENA Y TOMA MARFIL  
718  
REF A=2.54 REF B=3.87



**COOPER**

EGL-0252 REF C 4.07  
PZA |CLOSTER C/CADENA Y TOMA  
MARRON 718  
REF A=2.54 REF B=3.87





**Voltage**  
electronicsart

**ELC-0180 REF C 10.43**  
PZA |TIMBRE ALARMA C/SENS.MOV.DC9V  
TIM03  
REF A=6.51 REF B=9.91



**ELC-0192 REF C 2.19**  
PZA |ANTENA DOBLE P/TELEVISOR C/BASE  
DOB  
REF A=1.37 REF B=2.08



**V-TEG**

**ELC-0815 REF C 0.83**  
PZA |CABLE GRABAD+TV 1.5MTS 100W  
110/220  
REF A=0.52 REF B=0.79

**1.5M-100W  
110/220V**

UTIL PARA:  
TV, LAPTOP Y RADIO



**LINTERNA LED  
1W D2**

**ELE-3862 REF C 6.78**  
PZA |LINTERNA LED 1W D 2 BAT BLISTER FM  
REF A=4.23 REF B=6.44



**LINTERNA LED  
1W D3**

**ELE-3870 REF C 7.11**  
PZA |LINTERNA LED 1W DX3 BAT BLISTER  
FM  
REF A=4.44 REF B=6.76



**240V, 6-8H  
RECHARGABLE**

**ELE-3882 REF C 3.61**  
PZA |LINTER.RECHARGAB.12+1LED 6-8HR  
N-2 V  
REF A=2.25 REF B=3.43



**240V, 6-8H  
RECHARGABLE**

**ELE-3884 REF C 2.51**  
PZA |LINTERNA RECARGABLE LED 6-8HR N7  
VO  
REF A=1.57 REF B=2.39



**240V, 6-8H  
RECHARGABLE**

**ELE-3888 REF C 3**  
PZA |LINTERNA RECARGABLE LED 6-8HR N8  
VO  
REF A=1.87 REF B=2.85



**15x18.5  
x15.5cm**

**ENV-0850 REF C 1.95**  
PZA |CONTENEDOR CON TAPA 15 X 18.5  
X15.5  
REF A=1.22 REF B=1.85

**PLÁSTICOS  
turpiál**

**150ml**



**ENV-1180 REF C 1.02**  
PZA | ENVASE PLAST.COC.C/TAPA 150ML  
1045  
**REF A=0.63 REF B=0.97**

**225ml**



**ENV-1190 REF C 1.42**  
PZA | ENVASE PLAST.COC.C/TAPA 225ML  
1046  
**REF A=0.89 REF B=1.35**

**5 PCS**



**ENV-1230 REF C 7.54**  
SET | ENVASE PLAST.COC.C/TAPA SET 5P  
1808  
**REF A=4.71 REF B=7.17**

**13x6cm  
420ml**



**ENV-1260 REF C 3.16**  
PZA | ENVASE VIDRI.RED.C/T 13X6 420ML  
181  
**REF A=1.97 REF B=3**

**15x7cm  
660ml**



**ENV-1265 REF C 3.96**  
PZA | ENVASE VIDRI.RED.C/T 15X7 660ML  
182  
**REF A=2.47 REF B=3.76**

**17x8cm  
950ml**



**ENV-1270 REF C 5.38**  
PZA | ENVASE VIDRI.RED.C/T 17X8 950ML  
183  
**REF A=3.36 REF B=5.11**

**15x11cm  
910ml**



**ENV-1285 REF C 3.16**  
PZA | ENVASE VIDR.RECT.C/T.15X11  
410ML184  
**REF A=1.97 REF B=3**

**18x13cm  
680ml**



**ENV-1288 REF C 4.25**  
PZA | ENVASE VIDR.RECT.C/T.18X13  
680ML185  
**REF A=2.66 REF B=4.04**

**3.75 L**



**ENV-2100 REF C 2.4**  
PZA | GALON PLAST.REDONDO C/TAPA  
3.75LTS  
**REF A=1.5 REF B=2.28**

**3L**



**ENV-2103 REF C 2.76**  
PZA | GALON PLAS.3LT.C/T GRAD-ALIMENTICIO

**REF A=1.73 REF B=2.63**

**3L**



**ENV-2120 REF C 1.54**  
PZA | GALON PLAST.CUADRAD.C/TAP.ROSC 3ITS

**REF A=0.96 REF B=1.46**


**50cm X300M**



**ENV-6200 REF C 17.66**  
RLL | ROLL.PLAST.TRANSPAR.50CMX300MT. DOBE

**REF A=11.02 REF B=16.78**

**50cm x600M-4kg**



**46cm x600M**



**ENV-6210 REF C 25.68**  
RLL | ROLL.PLAST.TRANSP.50CMX600MT.4K G 02

**REF A=16.03 REF B=24.4**

**ENV-6215 REF C 34.27**  
RLL | ROLLO PLAST.TRANSP.46CMX600MT 2297

**REF A=21.39 REF B=32.56**

**PARA BIDON DE 20L**



**ENV-6580 REF C 2.4**  
PZA | TAPA BIDON 20LTS

**REF A=1.5 REF B=2.28**

**16oz**



**ENV-7800 REF C 2.88**  
PQT | VASO LICORES 16 ONZAS PAQ.8 UNID

**REF A=1.8 REF B=2.74**

**1.65 M**



**ESC-2950 REF C 81.89**  
PZA | ESCALERA T/TIJERA ALUM.5 TRAMOS IMP


**REF A=51.12 REF B=77.8**



**GRI-7170 REF C 35.77**  
PZA | PORTA CEPILLO CROMADO DE 4 FP

**REF A=22.33 REF B=33.99**

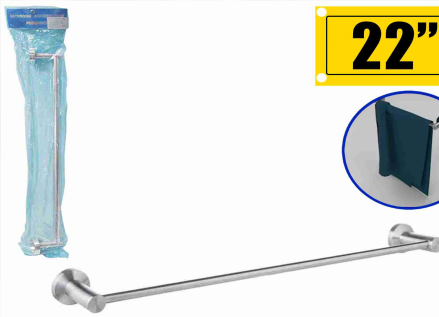

24"



GRI-7181 REF C 8.21  
PZA | PORTA TOALLAS 24" METAL CROM IMP

REF A=5.13 REF B=7.8

22"



GRI-7182 REF C 7.89  
PZA | PORTA TOALLAS 22"  
REDON.ALUMIN.0067

REF A=4.93 REF B=7.5

3 NIVELES  
20 LEDs



**Voltage**  
electronicsart

LAM-1567 REF C 7.41  
PZA | LAMP.LED RECARGAB.USB 3NIV.20LED  
21

REF A=4.63 REF B=7.04



**Voltage**  
electronicsart

LAM-1570 REF C 4.57  
PZA | LAMP.LED USB CON CONTROL VOZ  
360°NV

REF A=2.86 REF B=4.35



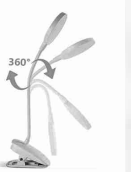
2w  
12 LEDs



**Voltage**  
electronicsart

LAM-1572 REF C 5.67  
PZA | LAMP.12LED RECARGABLE  
PLEGABLE.2W 16

REF A=3.54 REF B=5.39



**Voltage**  
electronicsart

LAM-1574 REF C 6.8  
PZA | LAMP.MES.12LED TACT.USB 3NIV  
CLIP18

REF A=4.24 REF B=6.46



110-220v  
24 LEDs



**Voltage**  
electronicsart

LAM-1576 REF C 7.41  
PZA | LAMP.LED RECAR.AJUS.US.110/220  
24L-19

REF A=4.63 REF B=7.04



**Voltage**  
electronicsart

LAM-1578 REF C 6.63  
PZA | LAMP.MES.20LED TAC.RECAR.USB  
3NIV20

REF A=4.14 REF B=6.3




**V-TEG**

LAM-1595 REF C 13.38  
PZA | LAMPARA LED EMERGENCIA TRABAJO  
VTEG

REF A=8.35 REF B=12.71



**2W  
6500k**



**LAM-1700 REF C 22.74**  
PZA | LAMPARA EMERGENC.LED 2W  
100MIN.VT01  
REF A=14.2 REF B=21.6





**100-277v-24Hrs  
6500k-100Min**



**LAM-1702 REF C 24.61**  
PZA | LAMPARA EMERGENC.LED 8W 100MIN  
V200  
REF A=15.36 REF B=23.38



**5W  
100-240V**



**LAM-1705 REF C 25.82**  
PZA | LAMP.EMERGENC.LED 5W  
100-240V+3HVT  
REF A=16.12 REF B=24.53



**LAM-1707 REF C 35.8**  
PZA | LAMPARA EMERGENCIA LED 2 FOCOS  
REF A=22.34 REF B=34.01



**60 LEDS**



**LAM-1714 REF C 13.75**  
PZA | LAMPARA EMERGEN.RECARGAB.60LED  
VT95  
REF A=8.58 REF B=13.06



**C-10  
40KG**



**LIM-0200 REF C 31.32**  
PQT | BOLSA BASUR NEGR C-10 40KG  
1X100PZ  
REF A=19.55 REF B=29.76




**12PCS**



**LIM-0275 REF C 2.03**  
PQT | BRILLO METAL D/COCINA P/LAVAR  
PQT12  
REF A=1.27 REF B=1.93



**12PZAS**



**LIM-0277 REF C 1.9**  
PQT | BRILLO MET.COC.P/LAVAR PQ12  
VNZ-20G  
REF A=1.19 REF B=1.8



**12PCS**



**LIM-0283 REF C 2.03**  
PQT | BRILLO VERDE D/  
COC.OLLAS+SART.PQT12  
REF A=1.27 REF B=1.93



**10Pcs**



**LIM-0287** REF C 1.02  
PQT |BRILLO VERDE MULTIUSO P10  
VENEZ-510  
REF A=0.63 REF B=0.97



**1/4" -3 PCS**




**LIM-0293** REF C 5.73  
SET | CEPIL.LIMPIAD.JG.3P P/TALAD.1/4 003  
REF A=3.57 REF B=5.44



**14"**

**LIM-0348** REF C 8.85  
PZA |128 CEPILLO CARRETERO S/CABO 14"  
REF A=5.53 REF B=8.41



**59x6cm**

**LIM-0352** REF C 6.1  
PZA |CEPILLO CARRETERO C/CABO  
59X6CM 032  
REF A=3.81 REF B=5.8



**24"**



**LIM-0355** REF C 18.06  
PZA |132 CEPILLO CARRETERO S/CABO 24"  
REF A=11.27 REF B=17.15



**LIM-0360** REF C 2.67  
PZA |114 CEPILLO SANITARIOS W.C  
REF A=1.66 REF B=2.53



**LIM-0362** REF C 5.25  
PZA |CEP.SANITARIOS W.C SET SANIBALL  
REF A=3.28 REF B=4.99



**12Pzas**



**LIM-0366** REF C 7.38  
PQT |CEPILLO D/LAVAR PLAST.PQT 12  
AM-210  
REF A=4.61 REF B=7.02



**63x43 Cm**



**LIM-0382** REF C 2.84  
PZA |CUERO GAMUZA LAVAR AUT.63X43  
CHAM05  
REF A=1.77 REF B=2.69



**LIM-0800** REF C 0.62  
 PQT | ESPONJA COC.P/LAVAR ANTIRRAYAS  
 PQT4  
 REF A=0.38 REF B=0.58



**LIM-0820** REF C 2.14  
 PZA | ESPONJA MICROFIBRA AUTO 20X10CM  
 769  
 REF A=1.34 REF B=2.03



**LIM-0825** REF C 1.63  
 PZA | ESPONJA MULTIUSO HEAVY  
 D.190X140X50M  
 REF A=1.02 REF B=1.55



**LIM-4000** REF C 3.94  
 PZA | 205 HARAGAN MAGICO S/CABO  
 REF A=2.46 REF B=3.74



**LIM-4005** REF C 3.94  
 PZA | HARAGAN MAGICO S/CABO GRANDE  
 REF A=2.46 REF B=3.74



**LIM-4470** REF C 6.31  
 SET | KIT BROCHA/CEPILL.LIMPIEZ.11PZ  
 D220  
 REF A=3.94 REF B=6



**LIM-4600** REF C 15.54  
 PZA | LIMPIADOR VIDRIO 10\"/>



**LIM-4605** REF C 2.82  
 PZA | LIMPIA VIDRIO IMPORTADO DT  
 REF A=1.76 REF B=2.68



**LIM-5033** REF C 4.09  
 PQT | PAÑOS T/YES ADSORB.100Pz.25X30C  
 773  
 REF A=2.56 REF B=3.89



**LIM-5035 REF C 0.48**  
**PQT |PAÑOS ADSORBEN.MULT-PROPOS.3PCS 778**  
**REF A=0.3 REF B=0.46**



**LIM-5040 REF C 2.46**  
**PQT |PAÑOS DE MICRO FIBRA SET 5 PZA**  
**REF A=1.54 REF B=2.34**



**LIM-5045 REF C 1.42**  
**PQT |PAÑO.HUMED.MULTIFUNC.15X20C**  
**PQ30-33**  
**REF A=0.89 REF B=1.35**



**LIM-5047 REF C 1.42**  
**PQT |PAÑOS HUMED.P/MUEBLE 15X20C**  
**PQ30-28**  
**REF A=0.89 REF B=1.35**



**LIM-5051 REF C 1.74**  
**PQT |PAÑOS HUMED.P/CARRO 15X20C**  
**PQ40-725**  
**REF A=1.09 REF B=1.65**



**LIM-5053 REF C 2.51**  
**PQT |PAÑOS HUMEDO P/CARRO C/TA**  
**PQ80-45**  
**REF A=1.57 REF B=2.39**



**LIM-5056 REF C 1.42**  
**PQT |PAÑOS HUMED.P/VIDRIO 15X20C**  
**PQ30-36**  
**REF A=0.89 REF B=1.35**



**LIM-6700 REF C 12.81**  
**PZA |REMOVEDOR CEMENTO 1 LITRO**  
**SUPER A**  
**REF A=7.99 REF B=12.17**



**LIM-7487 REF C 66.29**  
**PZA |TOBO TRAPEAD.C/ESCURR.RUED.32LT**  
**62E**  
**REF A=41.38 REF B=62.98**





MHT-0325 REF C 1.41  
PZA | ATOMIZ. PICO ROCIADOR PLAS.S/BOT.

REF A=0.88 REF B=1.34



500ml



MHT-0326 REF C 1.12  
PZA | ATOMIZAD.ROCIADOR C/  
BOT.TRANS.500ML

REF A=0.7 REF B=1.07



500ml



MHT-0328 REF C 1.44  
PZA | ATOMIZADOR ROCIADOR  
PLAST.1/2Lt500B

REF A=0.9 REF B=1.37



1.5HP-1 GAL  
60HZ-110V



MHT-0585 REF C 102.99  
PZA | ASPIRADO.HUM/SEC 1.5HP 3.8 LTS  
ELIT

REF A=64.29 REF B=97.85



20L  
1100W



MHT-0691 REF C 104.45  
PZA | ASPIRADO.HUM/SEC 1100W 20 LTS  
R2A20

REF A=65.2 REF B=99.23



25L  
1100W



MHT-0692 REF C 104.45  
PZA | ASPIRADO.HUM/SEC 1100W 25 LTS  
R4A25

REF A=65.2 REF B=99.23



1.2P 30LTS



MHT-0693 REF C 171.54  
PZA | ASPIRADO.HUM/SEC 1.2P 30 LTS FERM

REF A=107.08 REF B=162.97



30L  
1100W



MHT-0695 REF C 114.24  
PZA | ASPIRADO.HUM/SEC 1100W 30 LTS  
R2A30

REF A=71.31 REF B=108.53



30 L  
1100W



MHT-0697 REF C 124.03  
PZA | ASPIRADO.HUM/SEC 1100W 30 LTS  
R4A30

REF A=77.42 REF B=117.84



**16GAL**

**RIDGID**

MHT-0706 REF C 630.09  
PZA |ASPIRADORA IND.SEC/HUM RIDGID  
16GAL


REF A=393.31 REF B=598.62



**5/16x4"**

MHT-1150 REF C 0.19  
PZA |BARRA DE SILICON P/PIS.ELEC.5/16X4

REF A=0.12 REF B=0.18



**1/2x4"**

MHT-1151 REF C 0.4  
PZA |BARRA DE SILICON P/PIS.ELEC.1/2 X4

REF A=0.25 REF B=0.38



**8"**

**Klasse**

MHT-1527 REF C 11.42  
PZA |CAJA CHICA MET.C/BAND N°2 20CM  
1040

REF A=7.13 REF B=10.85



**10"**

**Klasse**

MHT-1528 REF C 23.74  
PZA |CAJA CHICA MET.C/BAND N°3 25CM  
1041

REF A=14.82 REF B=22.55



**12"**

**Klasse**

MHT-1529 REF C 31.11  
PZA |CAJA CHICA MET.C/BAND N°4 30CM  
1042

REF A=19.42 REF B=29.56



**36"**

**FM  
FERMETAL**

MHT-2389 REF C 1.93  
PZA |CUERDA ELASTICA 36"

REF A=1.2 REF B=1.83




**80KG**

**DIESEL TOOLS**

MHT-4900 REF C 46.47  
PZA |CARRUCHA  
PORTAT.ALUMIN.PLEGABLE 80K

REF A=29.01 REF B=44.15



**1.2"x10.6mm  
x10mm**

**DIESEL TOOLS**

MHT-5404 REF C 1.42  
CJA |GRAP.MET.PLANA 10MM 3/8 1000P  
DS382

REF A=0.89 REF B=1.35



**3/16x2"**



**MHT-5900 REF C 0.62**  
PZA | ESLABON ENROSCABLE 3/16"X 2"

**REF A=0.38 REF B=0.58**



**5/16x3"**



**MHT-5915 REF C 1.02**  
PZA | ESLABON ENROSCABLE 5/16"X 3"

**REF A=0.63 REF B=0.97**



**3/8  
x3.1/2"**



**MHT-5925 REF C 1.52**  
PZA | ESLABON ENROSCABLE 3/8"X 3-1/2"

**REF A=0.95 REF B=1.45**



**1/2x4"**



**MHT-5935 REF C 2.35**  
PZA | ESLABON ENROSCABLE 1/2"X 4"

**REF A=1.47 REF B=2.24**



**3HP-2000PSI  
13LTS-110V**



**MHT-7947 REF C 326.39**  
PZA | HIDROLAVA.3HP 2000PSI 13L/M 110V  
Q7

**REF A=203.74 REF B=310.09**



**180°**



**MHT-8621 REF C 3.82**  
PZA | MIRILLA CROMADA DE 180grado

**REF A=2.39 REF B=3.63**



**180°**



**MHT-8622 REF C 3.68**  
PZA | MIRILLA LATONADA DE 180grado


**REF A=2.3 REF B=3.49**



**300M**

**MHT-8910 REF C 7.54**  
PZA | PISTOLA P/SILIC.PROFESION.300M SUP

**REF A=4.71 REF B=7.17**



**1/2"**



**MHT-8921 REF C 5.65**  
PZA | PISTOLA P/MANG.4FUNC.AJUSTAB.1/2  
07

**REF A=3.53 REF B=5.37**



1/2"



**MAXI TOOLS**

MHT-8922 REF C 1.42

PZA | PISTOLA P/PICO MANGUER.PLAS.1/2"P4L

REF A=0.89 REF B=1.35



1/2"

**WEQUP**

MHT-8923 REF C 3.7

PZA | PISTOLA P/MANG.4FUNC.AJUSTAB.1/2 73

REF A=2.31 REF B=3.51



1/2"

**HUNTER play garden**

MHT-8924 REF C 5.51

PZA | PISTOLA P/MANG.MAN/GOMA 7FUN J1017

REF A=3.44 REF B=5.24



1/2"




**FERMETAL**

MHT-8926 REF C 6.72

PZA | PISTOL P/MANGUERA METAL.GRAND.1/2"1

REF A=4.19 REF B=6.38



1/2"

**WEQUP**

MHT-8928 REF C 10.88

PZA | PISTOLA P/MANG.MET/CUBIERTA EN PLAS

REF A=6.79 REF B=10.34



H-270



MHT-8930 REF C 4.9

PZA | PISTOLA P/SILICON ELECT.GDE.H-270

REF A=3.06 REF B=4.65



**Wolfgang**

MHT-8935 REF C 0.78

PZA | PIEDRA P/AMOLAR OVALADA CHECA WOLF

REF A=0.48 REF B=0.74



20KG

PES-0015 REF C 40.03

PZA | PESO 20KGS DOBL.CARA CAZ/YDER/ PREZ

REF A=24.99 REF B=38.03




50kg



PES-0022 REF C 26.78

PZA | PESO DIGITAL COLGAR 50 KGS DS-FS050

REF A=16.72 REF B=25.44



**180Kg**



**PES-0052 REF C 12.36**  
PZA | PESO ELECTRONICO DE BAÑO 180KG  
9249

**REF A=7.72 REF B=11.74**

**GOTERO  
15cm<sup>3</sup>**



**QUI-1000 REF C 1.65**  
PZA | ELIMINADOR OXIDO OXI-MIX GOTER

**REF A=1.03 REF B=1.57**

**1L**



**QUI-1025 REF C 13.08**  
PZA | REMOVEDOR OXIDO Y  
PROTECC.MET.1L SPA

**REF A=8.17 REF B=12.43**




**1GL**



**QUI-1030 REF C 40.44**  
PZA | REMOVED.OXIDO/  
PROTECC.MET.GALON SPA

**REF A=25.24 REF B=38.42**


**2"**



**RUE-1150 REF C 6.74**  
PZA | RUEDA P/PORTON 2' EN V PATA  
CORTA

**REF A=4.21 REF B=6.41**

**4"**



**RUE-1160 REF C 10.72**  
PZA | RUEDA P/PORTON 4' EN V PATA  
CORTA

**REF A=6.69 REF B=10.18**



**2"**



**RUE-1210 REF C 6.84**  
PZA | RUEDA P/PORTON 2' EN U PATA  
LARGA

**REF A=4.27 REF B=6.5**

**2"**



**RUE-1900 REF C 1.63**  
PZA | RUEDA C/ BASE MOVIL NARANJA  
2"MAXITO

**REF A=1.02 REF B=1.55**

**2.1/2"**



**RUE-1902 REF C 3.93**  
PZA | RUEDA C/ BASE MOVIL NARANJA  
2.1/2"MX

**REF A=2.45 REF B=3.74**

3"



RUE-1904 REF C 4.25  
PZA | RUEDA C/ BASE MOVIL NARANJA 3"  
MAXIT  
REF A=2.66 REF B=4.04

4"



RUE-1906 REF C 4.74  
PZA | RUEDA C/ BASE MOVIL NARANJA 4"  
DIES  
REF A=2.96 REF B=4.5

5"



RUE-1908 REF C 7.7  
PZA | RUEDA C/BASE MOVIL NARANJ.5"DIE/  
RAB  
REF A=4.81 REF B=7.32

3"



RUE-1922 REF C 4.82  
PZA | RUEDA C/B-C/FREN.MOVIL NARANJA  
3"MAX  
REF A=3.01 REF B=4.58

3"



RUE-1980 REF C 3.69  
PZA | RUEDA IND CONTINENTAL MOVIL  
75mm 3"  
REF A=2.3 REF B=3.51

4"



RUE-1982 REF C 6.26  
PZA | RUEDA IND CONTINENTAL MOVIL  
100mm 4"  
REF A=3.91 REF B=5.95

125mm  
5"



RUE-1984 REF C 7.25  
PZA | RUEDA IND CONTINENTAL MOVIL  
125mm 5"  
REF A=4.53 REF B=6.89

250mm  
10"



RUE-1989 REF C 57.95  
PZA | RUEDA IND CONTINEN.MOVIL 250mm  
10"  
REF A=36.18 REF B=55.06

3"



RUE-2000 REF C 1.91  
PZA | RUEDA ZORRA MACIZ SOLA  
CONTINEN.3"  
REF A=1.19 REF B=1.82

**10"**  
**17mm**



**RUE-2012 REF C 47.52**  
PZA | RUE.ZOR.MAC.10"R/ALU.ROD/6203  
17MM  
**REF A=29.66 REF B=45.15**

**14"x8"**



**ZASC**  
**RUE-2038 REF C 19.69**  
PZA | RUED.CARRETI.NEUM/ROLIN.14 21M  
ZASC  
**REF A=12.29 REF B=18.71**

**1"**



**RUE-2041 REF C 7.65**  
JGO | RUEDA GIRAT.C/BASE PLANA 1"JGO  
4Pza  
**REF A=4.77 REF B=7.27**

**2"**



**RUE-2044 REF C 9.41**  
JGO | RUED MOROCHA NYLON C/  
BASE.GIRAT 2"  
**REF A=5.88 REF B=8.94**

**2"**



**RUE-2047 REF C 4.29**  
JGO | RUEDAS GIRATORIA DE BASE 2"IMP  
**REF A=2.68 REF B=4.07**

**2.1/2"**



**RUE-2051 REF C 13.48**  
JGO | RUEDA GIRAT.C/B PLAN.2.1/2"JGO 4Pz  
**REF A=8.42 REF B=12.81**

**51mm-2"**



**RUE-4015 REF C 3.93**  
PZA | ROLD P/PORT ROLINER 50M 2" EN V  
C/T  
**REF A=2.45 REF B=3.74**

**2"**



**RUE-4017 REF C 17.92**  
PZA | ROLD P/PORT ROLIN Y PUENT.2"V C/  
TOR  
**REF A=11.19 REF B=17.03**

**50mm  
2"**



**RUE-4020 REF C 4.58**  
PZA | ROLD PORTON ROLIN C/BASE 50MM V  
PZA  
**REF A=2.86 REF B=4.35**



**60mm-  
2.1/2"**



**DIESEL TOOLS**

**RUE-4035 REF C 4.9**  
PZA |ROLD P/PORT ROLIN.60MM 2 1/2" V  
C/T  
**REF A=3.06 REF B=4.65**

**2.1/2"**



**RUE-4037 REF C 21.27**  
PZA |ROLD PORT ROLIN/PUENT.2.1/2"V C/  
TOR  
**REF A=13.27 REF B=20.2**

**70mm  
x3/4"**



**DIESEL TOOLS**

**RUE-4055 REF C 6.26**  
PZA |ROLDA P/PORT.ROLIN.70M 3"CANA V  
C/T  
**REF A=3.91 REF B=5.95**

**3.1/2"**



**RUE-4077 REF C 39.07**  
PZA |ROLD PORT ROLIN/PUENT.3.1/2"V C/  
TOR  
**REF A=24.39 REF B=37.12**

**80mm**



**RUE-4080 REF C 6.74**  
PZA |ROLD PORTON ROLIN C/BASE 80MM V  
PZA  
**REF A=4.21 REF B=6.41**

**4"**



**RUE-4097 REF C 45.83**  
PZA |ROLD P/PORT ROLIN Y PUENT.4"V C/  
TOR  
**REF A=28.61 REF B=43.54**

**100mm  
x20mm**



**RUE-4100 REF C 12.41**  
PZA |ROLD PORTON ROLIN C/BASE 100MM  
V PZ  
**REF A=7.75 REF B=11.79**

**6"  
140mm**



**DIESEL TOOLS**

**RUE-4104 REF C 20.47**  
PZA |ROLD P/PORT ROLIN.140M 6"CANALV  
C/T  
**REF A=12.78 REF B=19.44**

**2 RUEDAS**



**RUE-4110 REF C 9.42**  
PZA |GARRUCHA P/PUERTA LIV.C/H 2RUED  
31  
**REF A=5.88 REF B=8.95**





**RUE-4130 REF C 17.9**  
 PZA | GARRUCHA P/PORTON PESADO  
 2RUEDA 35  
 REF A=11.17 REF B=17



**RUE-4140 REF C 28.02**  
 PZA | GARRUCHA P/PORTON PESADO  
 4RUEDA 34  
 REF A=17.49 REF B=26.62



**RUE-4142 REF C 10.87**  
 PZA | GARRUCHA P/PORTON 4RUED.S/H 34  
 DS93  
 REF A=6.79 REF B=10.33



**6"**

**RUE-4148 REF C 8.19**  
 PZA | GARRUCHA P/  
 PORT.SUPE.PES.2RUE.TL067  
 REF A=5.11 REF B=7.78



**RUE-4150 REF C 55.34**  
 PZA | GARRUCHA P/  
 PORT.SUPE.PES.4RUE.S-53  
 REF A=34.55 REF B=52.58



**30x40**

**RUE-4195 REF C 5.67**  
 PAR | GUIA LATERAL PORTON PEQ.30X40  
 PAR  
 REF A=3.54 REF B=5.39



**RUE-4200 REF C 6.71**  
 PZA | GUIA LATERAL P/PORTON PEQUEÑA  
 REF A=4.19 REF B=6.38



**40x60  
MM**

**RUE-4203 REF C 14.86**  
 PAR | GUIA LATERAL PORTON GRD.40X60  
 PAR  
 REF A=9.28 REF B=14.12



**4.4kg  
1200W**



**TOT-2800 REF C 136.95**  
 PZA | HIDROLAVADORA MINI 1200W 120V  
 3026  
 REF A=85.49 REF B=130.11



**TOTAL**

**TOT-2807 REF C 145.33**  
PZA | HIDROLAVADORA 1400W 120V 5.5L/  
M 316  
**REF A=90.72 REF B=138.07**